






Periodic Maintenance Schedule Chart


NOTE:

- I = Inspect and clean, adjust, replace or lubricate as necessary.
R = Replace.
T = Tighten.
- (U.S.A. only) means that the item or the maintenance is to be applied for the U.S.A. model.

Item	Interval					
	months	2	12	24	36	48
	km	1000	12000	24000	36000	48000
	miles	600	7500	15000	22500	30000
Air cleaner element			I	R	I	
Exhaust pipe bolts and muffler bolts	T	T	T	T	T	
Valve clearance	Inspect every 24000 km (15000 miles)					
Spark plugs		R	R	R	R	
Fuel hose			I		I	
	Replace every 4 years					
Evaporative emission control system			I			
Engine oil	R	R	R	R	R	
Engine oil filter	R		R		R	
Throttle cable play	I					
PAIR (air supply) system						
Throttle bore cleaning						
Throttle valve synchronization						
Engine coolant	"SUZUKI SUPER LONG LIFE COOLANT" (Blue)					R
	"SUZUKI LONG LIFE COOLANT" (Green) or an engine coolant other than "SUZUKI SUPER LONG LIFE COOLANT" (Blue)			R		R
Radiator hose			I			
Clutch fluid			I			
	Replace every 2 years					
Clutch hose			I			
	Replace every 4 years					
Drive chain	I					
	Clean and lubricate every 1000 km (600 miles)					
Brakes	I					
Brake fluid	Inspect every year or 6000 km (3750 miles) Replace every 2 years					
Brake hose			I			
	Replace every 4 years					
Tires						

Steering 	I		I	I	I
Front forks 			I		I
Rear suspension 			I	I	I
Chassis bolts and nuts 	T	T	T	T	T
Lubrication 	Lubricate at every 1000 km (600 miles)				