




Periodic Maintenance Schedule Chart


NOTE:

- I = Inspect and clean, adjust, replace or lubricate as necessary.
R = Replace.
T = Tighten.
- {CA. only} means that the item or the maintenance is to be applied for the California model.

Item	Interval					
	months	2	12	24	36	48
	km	1000	12000	24000	36000	48000
	miles	600	7500	15000	22500	30000
Air cleaner element				I	R	I
Exhaust pipe bolts and muffler bolts	T	T	T	T	T	T
Valve clearance	Inspect every 24000 km (15000 miles)					
Spark plugs				R		R
Fuel hose				I		I
	Replace every 4 years					
Evaporative emission control system (if equipped)				I		
Engine oil	R	R	R	R	R	R
Engine oil filter	R			R		R
PAIR (air supply) system						
Engine coolant	"SUZUKI SUPER LONG LIFE COOLANT" (Blue)					R
	"SUZUKI LONG LIFE COOLANT" (Green) or an engine coolant other than "SUZUKI SUPER LONG LIFE COOLANT" (Blue)					R
Radiator hose				I		
Clutch hose						I
	Replace every 4 years					
Clutch fluid						I
	Replace every 2 years					
Drive chain	I					
	Clean and lubricate every 1000 km (600 miles)					
Brakes	I					
Brake hose						
	Replace every 4 years					
Brake fluid	Inspect every year or 6000 km (3750 miles)					
	Replace every 2 years					
Tires						
Steering	I					
Front forks						
Rear suspension						

Chassis bolts and nuts 	T	T	T	T	T
Lubrication 	Lubricate at every 1000 km (600 miles)				
Spoke wheel (DL1050RC) 	Tighten spokes at the initial 1000 km (600 miles) and every 6000 km (3750 miles) thereafter.				