































Periodic Maintenance Schedule Chart

NOTE:

- **I = Inspect and clean, adjust, replace or lubricate as necessary.**
- **R = Replace.**
- **T = Tighten.**
- **(CA. only)** means that the item or the maintenance is to be applied for the California model.

Interval	km	1000	6000	12000	18000	24000
	miles	600	4000	7500	11000	14500
	months	2	12	24	36	48
Air cleaner element (I:  , R: )	—	I	I	R	I	
Exhaust pipe bolts and muffler bolts (T: )	T	—	T	—	T	
Valve clearance (I: )	—	—	—	—	I	
Spark plugs (I:  , R: )	—	I	R	I	R	
Fuel line (I: )	—	I	I	I	I	
EVAP control system (If equipped) (I: )	—	—	I	—	I	
Engine oil (R: )	R	R	R	R	R	
Engine oil filter (R: )	R	—	—	R	—	
Transmission oil (R: )	R	—	R	—	R	
Final gear oil (R: )	R	—	R	—	R	
CVT filter (I: )	—	—	I	—	I	
Throttle cable play (I: )	I	I	I	I	I	
PAIR system (I: )	—	—	I	—	I	
Throttle valve synchronization (I: )	I (CA. only)	—	I	—	I	
Engine coolant (R: )	"SUZUKI SUPER LONG LIFE COOLANT" (Blue)	Replace every 4 years or 48000 km (29000 miles)				
	"SUZUKI LONG LIFE COOLANT" (Green) or an engine coolant other than "SUZUKI SUPER LONG LIFE COOLANT" (Blue)	—	—	R	—	R
Radiator hose (R: )	—	I	I	I	I	
Brakes (I: )	I	I	I	I	I	
Brake hose (I:  , R: )	—	I	I	I	I	
	Replace every 4 years.					
Brake fluid (I:  , R: )	—	I	I	I	I	
	Replace every 2 years.					
Tires (I: )	—	I	I	I	I	
Steering (I: )	I	—	I	—	I	
Front fork (I: )	—	—	I	—	I	
Rear suspension (I: )	—	—	I	—	I	

Chassis bolts and nuts (T: )

T

T

T

T

T